


New Products

Rapid Detection of Microorganisms in Beer and Other Drinks

The detection of undesirable or harmful bacteria and yeasts in beer (e.g. *Lactobacillus*, *Pectinatus*, *Zygosaccharomyces*) is an important part of quality control in breweries. The microbiological methods which have been used up to now are frequently lengthy, laborious and costly. The time required from the beginning of testing up to availability of the results is a big problem. This is particularly the case with export beers, since subsequent return of defective product batches from the trade is expensive and also leads to loss of image. The GEN-IAL® First-Beer Magnetic Kit from R-Biopharm gives the possibility of detecting undesirable microorganisms in beer and other drinks quickly, simply and reliably. At present the detection limit is 100 microorganisms per sample; however, the aim is to achieve routine detection of as little as 5 microorganisms per sample. The method is based on the Polymerase Chain Reaction (PCR). With this method both, universal detection of all the usual harmful organisms in a sample can be carried out and

also individual detection of specific organisms.

With the GEN-IAL® First-Beer Magnetic Kit detection is possible without preconcentration of the beer samples and reproducible results are already available within a few hours. The test is easy to handle and contains no environmentally harmful substances. Detection of microorganisms is not just limited to beer, but is also possible in other drinks, for example in fruit juices. Furthermore, customers wishes can be individually considered. If detection of a certain microorganism or a certain group of microorganisms is required, this is possible through selection of suitable PCR primers. If you have any queries concerning this product, please contact Dr. Frank Riffer, phone: + 49 (0) 61 51 81 02-90 or contact him by e-mail: f.riffer@r-biopharm.de.



BSE Risk Material Quick Test (15 min)

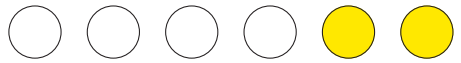
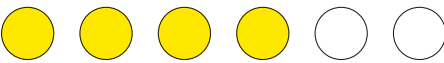
With the recently developed RIDASCREEN® Risk Material 10/5 qualitative determination of risk material (CNS) is possible without extraction steps in raw meat, raw sausages and slaughtered carcasses. This determination can also be carried out on possibly contaminated surfaces, such

as cutting up tables, cutting boards and processing equipment. The test enables the user, for the first time, to test not only the final product and raw goods, but also to eliminate possible sources of contamination (equipment, working tables etc) in the production chain.

Sampling of the raw sample mass (e.g. minced meat) is carried out with a swab by dipping this several times into the mass, while solid meat pieces are wiped off thoroughly, as also are surfaces and equipment (of area approx. 10 x 10 cm). This swab is then transferred into the sample dilution buffer and carefully pressed out. The extract is used directly in the test. The detection limit of this quick test, which is independent of the animal species, is 0.1%, the time taken for the test is 15 min and evaluation is carried out visually or alternatively with a microtiter photometer at 650 nm. A check for BSE risk material is thus possible in approx. 15 min. The test is available in a 96 microtiter plate format including all the reagents required for the enzyme immunoassay.

Equipment for sampling can be supplied as accessories. The RIDASCREEN® Risk Material 10/5 will be available as from June 2001.

If you have any queries or would like more information on this test, please contact Dr. Walter Lübbe by phone: +49 (0) 61 51 81 02-58 or by e-mail: w.luebbe@r-biopharm.de.



Our Products

RIDASCREEN® Melengestrolacetat (R 6501)

The long awaited publication by M. Hageleit, A. Daxenberger and H.H.D. Meyer, under the title:

"A sensitive enzyme immunoassay (EIA) for the determination of melengestrol acetate (MGA) in adipose and muscle tissue" is now available.

The good agreement described in this publication between EIA and GC-MS results for fat samples and between EIA and LC-MS for muscle samples should be particularly emphasized.

The reagents for the enzyme immunoassays described are a part of the RIDASCREEN® Melengestrolacetat test.

If you are interested in the above mentioned publication, please give us a call and we will be pleased to send you a copy.

Phone: +49 (0) 61 51 81 02-84,
Ms Ludwig or send an
e-mail: info@r-biopharm.de.





RIDASCREEN® Ei/Egg Protein (R 6401)

We have extended our product range for food allergens with the RIDASCREEN® Ei/Egg Protein test.

Egg white contains 9 - 11% protein.

From the allergiologic aspect four main allergens are important in the egg, these making up 80% of the egg white protein content. The main allergens include ovomucoid (11%), ovalbumin (54%), ovotransferrine (12%) and lysozyme (3.5%). Egg white thus contains the proteins with the strongest allergenic potential, whereas the proteins in egg yolk exhibit only moderate allergenicity. Even traces of egg in the mg range cause symptoms in highly sensitized allergic persons.

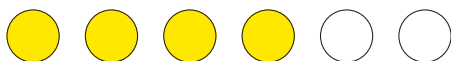

These symptoms range from slight allergic skin reactions up to anaphylactic shock. Persons allergic to eggs must therefore avoid consumption of egg products. This is not a problem when the products are marked accordingly, but causes difficulty when egg components are present as concealed food additives or as contaminants in precooked food and the consumer cannot recognise or suspect this. In accordance with preventive consumer protection the enzyme immunoassay (ELISA) represents a significant contribution to improving product safety for persons allergic to eggs.

The RIDASCREEN® Ei/Egg Protein test is a sandwich enzyme immunoassay in a 96 microtiter plate format. The standard range is from 2 to 54 mg/kg (ppm) egg white protein. The egg white protein concentration can be read off directly from the curve, since the dilution factor of 100 has already been taken into account in the data for the standard concentrations.

The detection limit of the test is 5 mg/kg (ppm) egg white protein in the sample.

With the RIDASCREEN® Ei/Egg Protein test it is possible to detect egg white in food, mainly in noodles, salad dressings, kitchen or bread baking mixtures and ice cream.

Please request the required product information from Ms Ludwig, phone: +49 (0) 61 51 81 02-84 or send an e-mail to info@r-biopharm.de.



We about us


New Employees

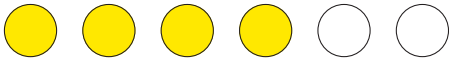
Ms Stella Lindeke and Dr. Frank Riffer have been working for us as product manager since 1.4.2001. Through their appointment at R-Biopharm our marketing and sales department personnel has been further increased. Ms Lindeke is the product manager for our sales products from Roche Diagnostics – enzymatic test combinations for bio and food analysis. She is the contact for our distributors and customers abroad, if the matter concerns former Boehringer Mannheim products which we have been marketing worldwide since 1.1.2000. You can contact

Ms Lindeke by e-mail under:
s.lindeke@r-biopharm.de.

Dr. Riffer is the product manager for all microbiological products. In addition, he is responsible for sales products for the detection of organisms modified by genetic engineering (GVO). Thus, Dr. Riffer is the right contact for all queries concerning GENE-TRAK and Biocontrol products for our German customers and for the GVO product line worldwide.

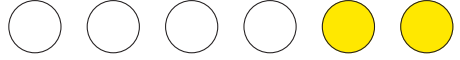
You can contact Dr. Riffer by phone: +49 (0) 61 51 81 02-90 or by e-mail to: f.riffer@r-biopharm.de.





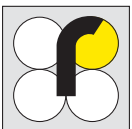
Annual Mycotoxin Workshop

This year's Mycotoxin Workshop of the "Gesellschaft für Mykotoxinforschung e.V." (Association for Mycotoxin Research) has taken place from 28.5 to 30.5 in Vienna. Our colleagues Dr. Haas-Lauterbach, Mr Hübner and Mr Altmann have again been taking part this year. This time we were represented jointly with our Austrian distributor, Noack, on one exhibition stand.



Microbiological Symposium

The Microbiological Symposium "Rapid Methods and Automation in Food Microbiology" will take place the third time this year from 4.7. to 6.7. in Lemgo. We are represented at this symposium on one exhibition stand together with our cooperation partner CONGEN.



The next RIDA News will be published during the III quarter of 2001.

RIDA News is edited by

R-Biopharm GmbH, Dolivostrasse 10, D-64293 Darmstadt

Tel.: +49 61 51 - 81 02 -24 (-25), fax: +49 61 51 - 81 02- 40